

Please cite this paper as:

Kodur V.K.R., Naser M.Z. (2017). "Effect of Local Instability on Fire Response of Steel Beams." PSU Research Review: An international Journal. Vol. 1, pp. 170-179. <https://doi.org/10.1108/PRR-05-2017-0025>

## Effect of Local Instability on Fire Response of Steel Beams

V.K.R. Kodur<sup>1,\*</sup>, M.Z. Naser<sup>2</sup>

### ABSTRACT

In current practice, failure in beams under fire conditions is evaluated based on flexural limit state without any consideration to shear or instability effects. However in certain loading scenarios and sectional configurations, fire exposed steel beams and girders can experience temperature induced instability due to shear rather than flexural effects. This paper presents the development of a three-dimensional nonlinear finite element model that can be used to evaluate behavior of fire exposed steel girders. This model, is capable of predicting fire response of steel girders taking into consideration flexural, shear and deflection limit states. The validated model is utilized to study different conditions under which shear parameters dominate the response of fire exposed steel beams. Results obtained from numerical studies show that shear capacity can degrade at a higher pace than flexural capacity under certain loading scenarios and hence, failure can result from shear effects prior to attaining failure in flexural mode.

**Keywords:** steel beams, fire resistance, shear, flexure, stability, finite element modeling

### INTRODUCTION

Structural members, when exposed to fire, experience loss of capacity and stiffness due to temperature induced degradation in strength and modulus properties of constituent materials. When the capacity (typically moment capacity) at the critical section of the member drops below the applied moment due to loading, failure occurs. The time to reach this failure is referred to as

---

<sup>1</sup> Professor, Civil and Environmental Engineering, Michigan State University, Email: kodur@egr.msu.edu

<sup>2</sup> Ph.D. Candidate, Civil and Environmental Engineering, Michigan State University, Email: nasermoh@msu.edu

Please cite this paper as:

Kodur V.K.R., Naser M.Z. (2017). "Effect of Local Instability on Fire Response of Steel Beams." PSU Research Review: An international Journal. Vol. 1, pp. 170-179. <https://doi.org/10.1108/PRR-05-2017-0025>

fire resistance. In contrast to ambient temperature design philosophy, where a beam is generally designed to satisfy flexural limits state, and then checked for shear resistance, failure of beams under fire conditions is derived based on flexural limit state only. This flexural limit state, although valid for most common scenarios, may not be representative in certain situations where shear effects can be dominant in a fire exposed member.

The most common example where shear forces can be dominant in beams is concentrated loads acting near end of beams connecting to offset columns in buildings (Hall, 1954). Shear can also control the design of transfer girders, coped beams, short span beams and deep beams/plate girders. In general, webs in W-shaped sections or plate girders can be thin compared to that of flanges. These thin webs experience rapid rise of temperature under fire exposure as compared to flanges. Therefore, shear capacity of steel beams can degrade at a much higher rate than flexural capacity. Temperature induced loss of strength and modulus properties of steel in the web can cause severe instabilities at material and sectional levels and can lead to onset of global instability (Kodur and Naser, 2013; Naser and Kodur, 2015; 2017).

A review of literature clearly show that most previous studies focused on fire behavior of beams pre-dominantly subjected to bending effects (Kodur and Dwaikat, 2010; Dwaikat and Kodur, 2011; Aziz and Kodur, 2013). These studies considered effects of various factors on flexural response of fire exposed steel beams such as restraint conditions, inelastic response, etc. However, the effect of shear parameters on fire response of beams was not considered. To evaluate effect of shear on response of a fire exposed steel girder, a numerical study is carried out using a three-dimensional nonlinear finite element model. The developed model can trace the fire response of hot-rolled W-shaped beams and girders subjected to significant bending moment and shear

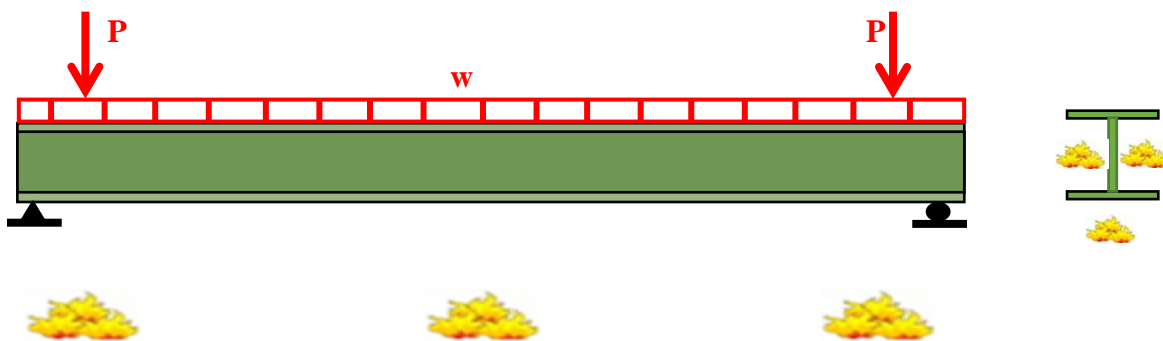
Please cite this paper as:

Kodur V.K.R., Naser M.Z. (2017). "Effect of Local Instability on Fire Response of Steel Beams." PSU Research Review: An international Journal. Vol. 1, pp. 170-179. <https://doi.org/10.1108/PRR-05-2017-0025>

force. The model was validated against test data on beams and then the model was applied to examine the influence of shear on fire response of steel girders under different loading configurations and web slenderness.

## NUMERICAL MODEL

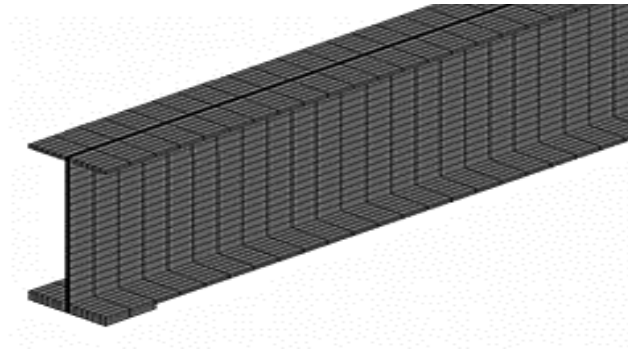
The three dimensional finite element model of the beam has geometry of a typical hot-rolled steel W-section commonly used in flexural members. This model was developed in ANSYS and accounts for several parameters including geometric and material nonlinearities, temperature dependent material properties and various failure limit states. For undertaking fire resistance analysis, the beam is discretized with different thermal and structural element, available in ANSYS. SOLID70 and SURF152 elements are used as thermal elements to simulate heat transfer to the beam under fire exposure. SOLID185 is also used for modeling the structural response of three-dimensional solid structure (ANSYS, 2011). Figure 1 shows typical steel beam and associated finite element model.



(a) Typical beam loaded with high shear forces

Please cite this paper as:

Kodur V.K.R., Naser M.Z. (2017). "Effect of Local Instability on Fire Response of Steel Beams." PSU Research Review: An international Journal. Vol. 1, pp. 170-179. <https://doi.org/10.1108/PRR-05-2017-0025>



(b) Isometric view of the finite element model

Figure. 1: Typical steel beam and developed finite element model

For undertaking fire resistance analysis, temperature-dependent thermal and mechanical properties of steel are to be input to the finite element model. These thermal and mechanical properties of structural steel are assumed to vary with temperature as per Eurocode 3 recommended relations (CEN, 2005). In order to simulate the response of fire exposed steel girders, two stages of analysis are to be carried out at each time step. The first stage examines heat transfer between fire source and steel girder. Then, cross-sectional temperatures are input to the second stage of simulation to carry out structural analysis. In the structural analysis, both temperature and loading is applied simultaneously and the mechanical behavior is evaluated. Sectional capacity can be obtained as well as shown in an earlier study (Kodur and Naser 2013).

Flexural and shear failure occur once the bending moment (or shear force) due to applied loading exceed the moment (or shear) capacity at a critical section. Also to check failure, mid-span deflection is compared against deflection limit state used in BS 476 (BS, 1987). The beam is said to fail, when the beam attains a deflection of  $(L/20)$  or rate of deflection reaches  $(L^2/9000d)$ ; where  $L$  and  $d$  are the span and depth of the beam, respectively.

Please cite this paper as:

Kodur V.K.R., Naser M.Z. (2017). "Effect of Local Instability on Fire Response of Steel Beams." PSU Research Review: An international Journal. Vol. 1, pp. 170-179. <https://doi.org/10.1108/PRR-05-2017-0025>

## **VALIDATION OF NUMERICAL MODEL**

The above finite element model was validated using data from tests on conventional steel beams. Kodur and Fike (2009) reported detailed results from fire resistance test on a W12×16 A992 steel beam exposed to ASTM E119 standard fire. The beam was insulated with 50 mm thick spray applied vermiculite based fire insulation to achieve a 2-hr fire resistance rating. The beam was loaded with two symmetrical point loads 1.5 m away from end supports. This loading represents 31 and 5% of its room temperature flexural and shear capacity, respectively as per AISC provisions (2011).

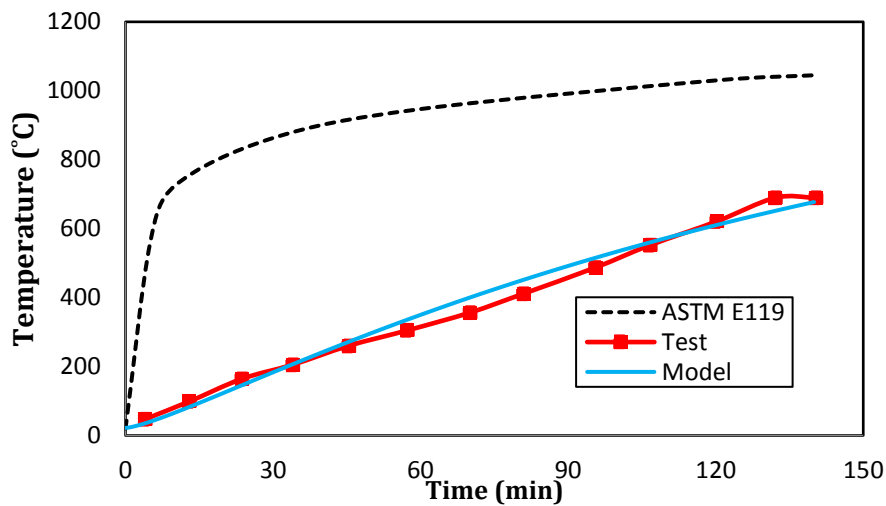
The tested beam is analyzed using the above developed model. The various output parameters generated in the analysis i.e., cross-sectional temperature profile, mid-span deflection and failure mode are compared against measured data from fire test. Figure 2a shows a comparison of measured and predicted temperature (average of both flanges and web) in the steel beam as a function of fire exposure time. As can be seen, there is a good agreement between predicted and measured temperatures up to the first 45 minutes. At 45 minutes, average temperature in steel section was around 350°C. Beyond 45 minutes, the predicted steel temperatures (from model) tend to be slightly higher than the measured ones in temperature range of 350-600°C. This can be attributed to differences in assumed and actual thermal properties of fire insulation at elevated temperatures.

A comparison of predicted and measured mid-span deflection response of the tested steel beam is shown in Fig. 2b. The beam undergoes only small deflection in initial stages of fire exposure and this remains constant till about 90 minutes. This can be attributed to the factor that steel does not experience significant degradation in strength in 20-400°C but experiences moderate

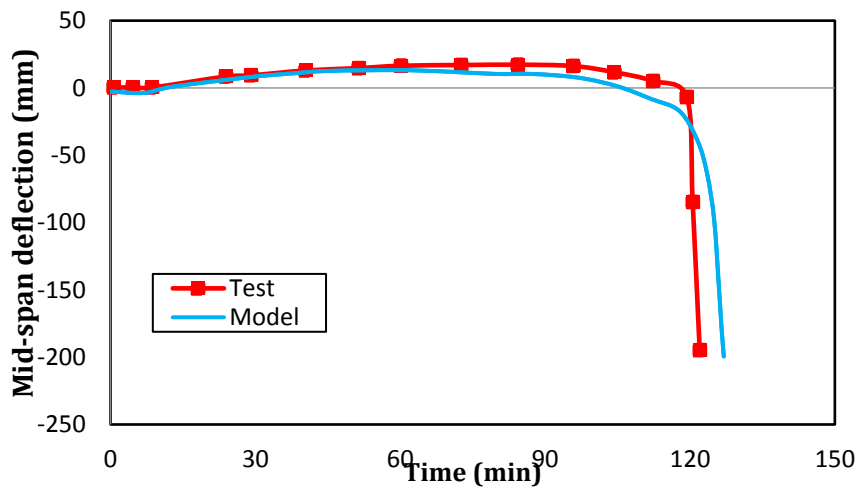
Please cite this paper as:

Kodur V.K.R., Naser M.Z. (2017). "Effect of Local Instability on Fire Response of Steel Beams." PSU Research Review: An international Journal. Vol. 1, pp. 170-179. <https://doi.org/10.1108/PRR-05-2017-0025>

loss in elastic modulus in this temperature range. However, as the temperature in steel beam reaches 550°C, at about 100 min, strength and stiffness properties of steel start to rapidly degrade which results in sudden increase in deflection. After 120 minutes of fire exposure, steel loses most of its strength and stiffness as the temperature of the beam rise to 600°C, which produces runaway failure in the beam at 122 min.



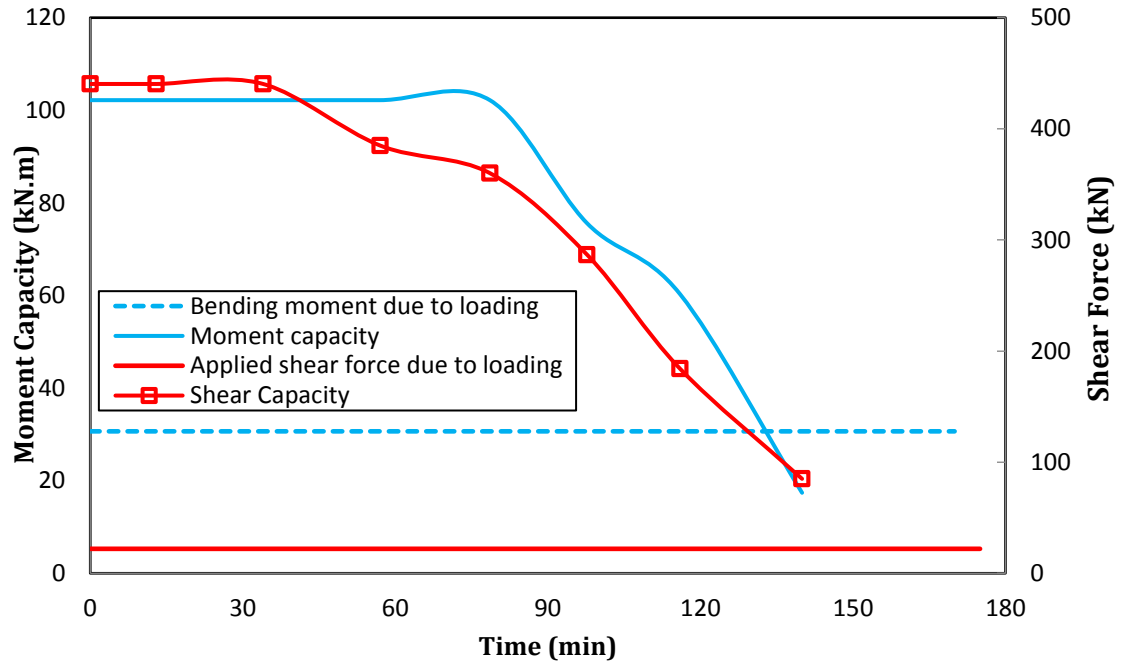
(a) Thermal response



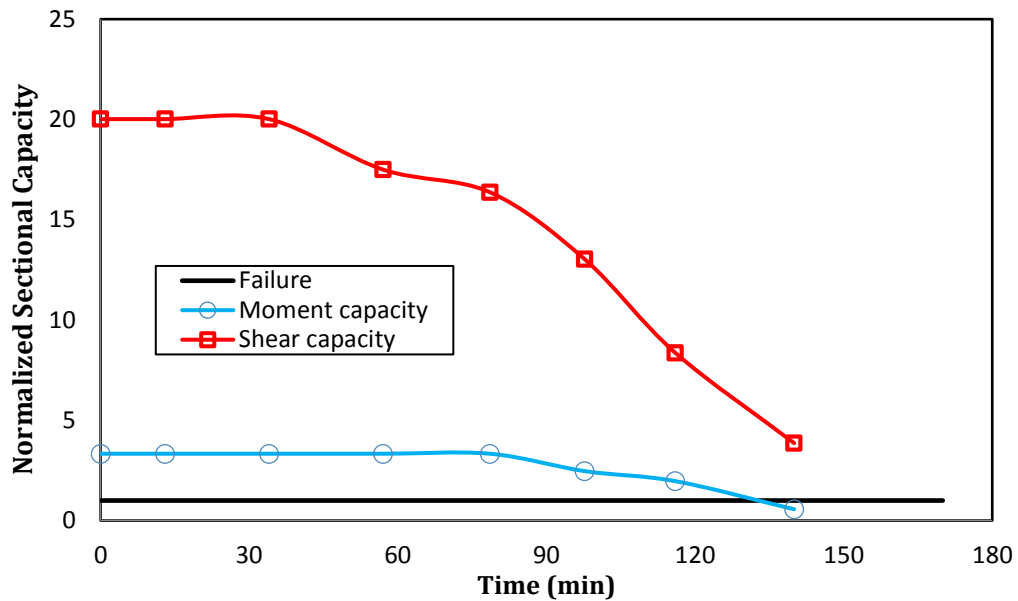
(b) Structural response

Please cite this paper as:

Kodur V.K.R., Naser M.Z. (2017). "Effect of Local Instability on Fire Response of Steel Beams." PSU Research Review: An international Journal. Vol. 1, pp. 170-179. <https://doi.org/10.1108/PRR-05-2017-0025>



(c) Degradation of moment and shear capacity at fire conditions



(d) Reserve moment and shear capacity degradation at fire conditions

Figure 2: Comparison of predicted and measured parameters as a function of fire exposure time

Please cite this paper as:

Kodur V.K.R., Naser M.Z. (2017). "Effect of Local Instability on Fire Response of Steel Beams." PSU Research Review: An international Journal. Vol. 1, pp. 170-179. <https://doi.org/10.1108/PRR-05-2017-0025>

Figure 2c and d show the degradation of moment capacity at mid-span section and shear capacity at support section with fire exposure time, respectively. The moment and shear capacity reserve at critical sections of beam, at the start of fire exposure is about 3.3 and 20 times that due to applied loading. This indicates that the beam has much higher reserve shear capacity the reserve moment capacity. The moment capacity in the beam remains intact for the first 75 minutes due to lower average temperature in flanges (much below 350°C) of steel beam. However, shear capacity starts to degrade at 35 min due to relatively faster rise in web temperature generated from higher web slenderness. After this, steel temperature in flanges and web rise beyond 350°C. Then, both moment and shear capacity gradually degrade with increase in temperature in steel section. Degradation of both moment and shear capacity at critical sections continues till the beam fails at 130 min. Due to higher reserve shear capacity (near end supports), the beam does not experience shear failure. Failure of this beam occurred at 122 min in fire test indicating reasonable agreement with predictions from model. The good comparison on predicted temperature and deflection, as well as failure mode, with test data indicated that the proposed model is capable of tracing the fire response of steel beams.

## **CASE STUDIES**

The above validated finite element model was applied to study the effect of shear parameters on the fire response in steel beams. The effect of loading pattern and web slenderness on shear capacity and fire response of beams is studied herein.

### **Effect of loading pattern**

For numerical analysis, a simply supported beam of 9 m span and made of W21×44 section (AISC, 2011) is selected. W21×44 section has a flange width of 165.1 mm and overall depth of



Please cite this paper as:

Kodur V.K.R., Naser M.Z. (2017). "Effect of Local Instability on Fire Response of Steel Beams." PSU Research Review: An international Journal. Vol. 1, pp. 170-179. <https://doi.org/10.1108/PRR-05-2017-0025>

525.8 mm. The flange and web thicknesses are 11.43 mm and 8.89 mm, respectively. The beam is made of Grade 345 MPa steel and has continuous lateral support along its 9 m span. To illustrate the effect of shear arising from different loading patterns, two configurations of this beam, "Beam 1" and "Beam 2", were analyzed.

For fire resistance analysis, "Beam 1" is subjected to uniformly distributed loading (UDL) of 20 kN/m while "Beam 2" is subjected to UDL of 11.5 kN/m together with two concentrated loads of 320 kN applied at 0.3 m from end supports. This loading scheme generates same magnitude of peak bending moment at the critical section (mid-span), however shear force distribution along these beams would be different. These selected load levels represent about 40-50% of flexural and shear capacity at room temperature, which is similar to load levels encountered during fire conditions. The beams were designed as per AISC (2011) provisions and have room temperature flexural and shear capacity of 539 kN-m and of 966 kN, respectively. It should be noted that the loading on "Beam 2" was chosen to simulate a pure shearing state and this load set-up is similar to the one used by Basler et al. (1960) to study shear response of steel beams at room temperature.

The above two beams were analyzed using the above developed model by subjecting them to combined loading and ASTM E119 standard fire exposure. Figure 3a shows temperature progression in the two beams with fire exposure time. Since these steel beams have same geometric and material properties and subjected to same ASTM E119 fire exposure, temperature rise in these beams is identical. It can be seen from Fig. 3a that average temperatures in flanges and web reaches 435°C and 525°C at 10 min and 680°C and 770°C at 20 minutes into fire exposure. The different

Please cite this paper as:

Kodur V.K.R., Naser M.Z. (2017). "Effect of Local Instability on Fire Response of Steel Beams." PSU Research Review: An international Journal. Vol. 1, pp. 170-179. <https://doi.org/10.1108/PRR-05-2017-0025>

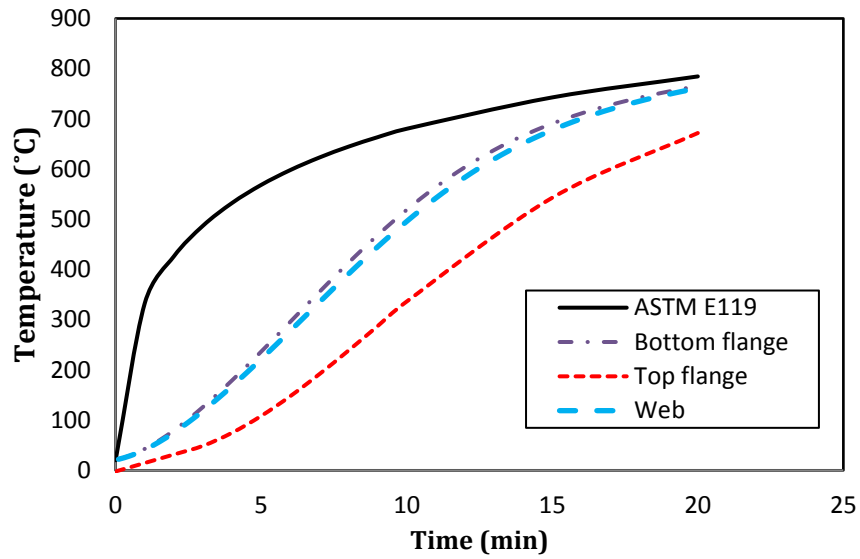
rate of temperature rise in flanges and web influences the rate at which moment and shear capacity degrade with fire exposure time.

At the start of fire exposure, Beams 1 and 2 have reserve moment capacity of 2.70 of that of the applied bending moment. However due to different applied loading patterns, Beams 1 and 2 have reserve shear capacity of 10.6 and 2.59 from that of applied shear force, respectively (as shown in Figs. 3b and c). It is clear that "Beam 1" has much higher reserve shear capacity than that of "Beam 2", hence these beams experience failure in different modes as explained below.

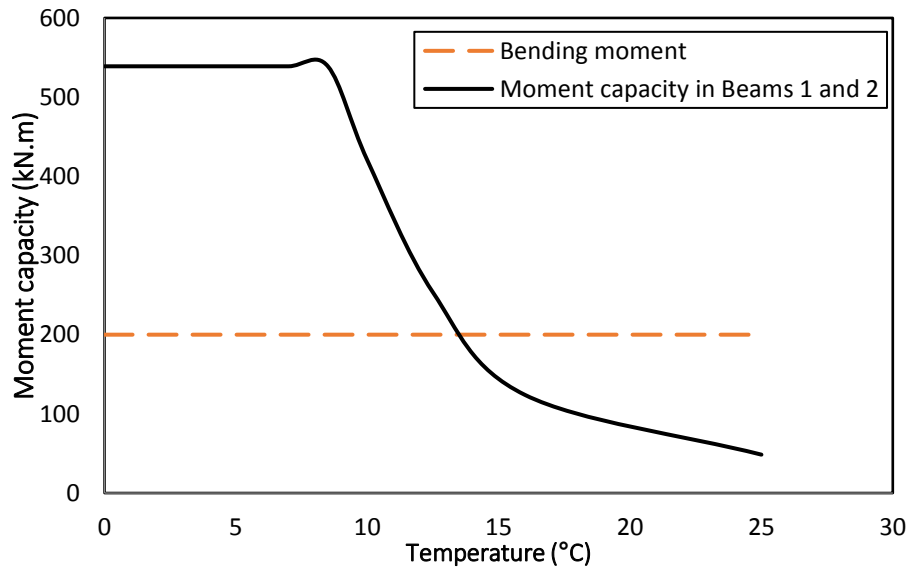
Figure 3b and 5c show the degradation of moment and shear capacity, along with bending moment and shear force generated due to applied loading. These plotted moment and shear capacities are at critical sections namely, mid-span for moment and location of point loading for shear force. Moment and shear capacity in both beams starts to degrade only after 8 minutes into fire exposure. This is due to temperature in lower flange and web crossing 400°C at that point in time as shown in Fig. 3a. As the temperature rise continues in web and flanges, further degradation of moment and shear capacity takes place until failure occurs in the beams. Furthermore, Fig. 3d shows the predicted mid-span deflection in these three beams as a function of fire exposure time. The mid-span deflections remain small for about 10 and 6 min in Beams 1 and 2, respectively. Then, deflections increase at a rapid pace leading to runaway failure in these two beams.

Please cite this paper as:

Kodur V.K.R., Naser M.Z. (2017). "Effect of Local Instability on Fire Response of Steel Beams." PSU Research Review: An international Journal. Vol. 1, pp. 170-179. <https://doi.org/10.1108/PRR-05-2017-0025>



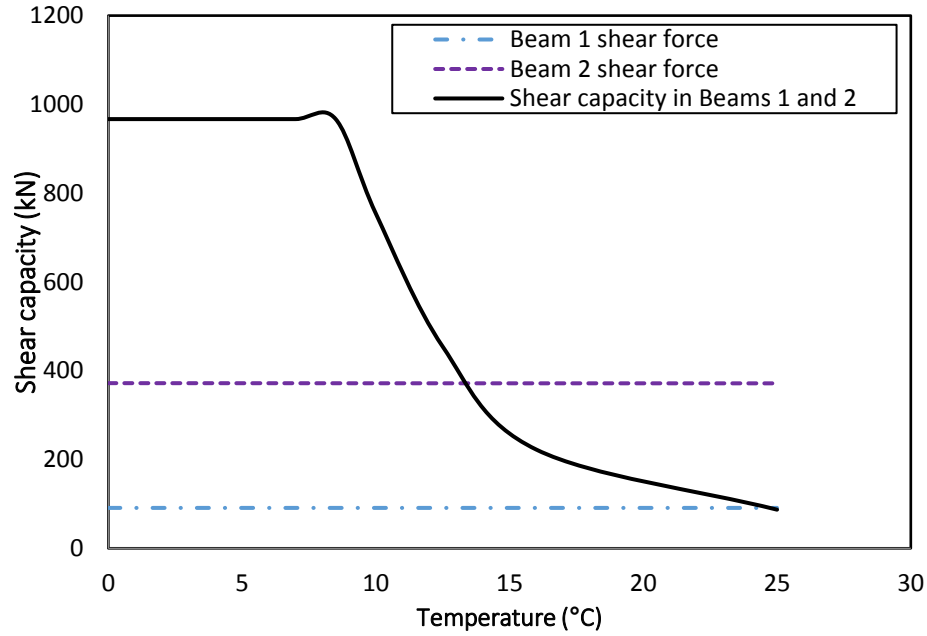
(a) Temperature in steel Beams 1 and 2



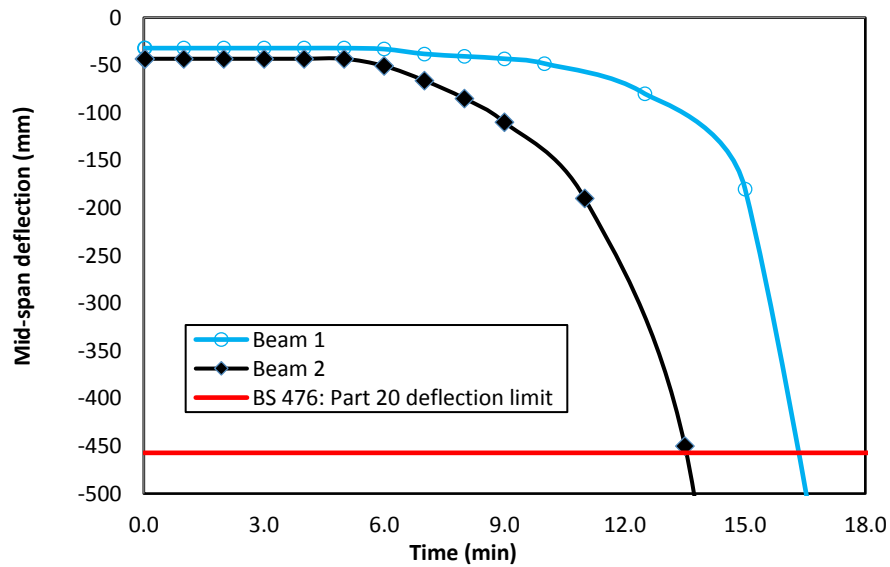
(b) Moment capacity degradation

Please cite this paper as:

Kodur V.K.R., Naser M.Z. (2017). "Effect of Local Instability on Fire Response of Steel Beams." PSU Research Review: An international Journal. Vol. 1, pp. 170-179. <https://doi.org/10.1108/PRR-05-2017-0025>



(c) Shear capacity degradation



(d) Variation of mid-span deflection

Figure 3: Thermal and mechanical response of Beams 1 and 2 with fire exposure time

Please cite this paper as:

Kodur V.K.R., Naser M.Z. (2017). "Effect of Local Instability on Fire Response of Steel Beams." PSU Research Review: An international Journal. Vol. 1, pp. 170-179. <https://doi.org/10.1108/PRR-05-2017-0025>

As the temperature rise continues in web, further degradation in strength contribution from web occurs. This degradation of strength once reaches reduced yield strength of steel, sectional instabilities sets in in the web proper to flanges. This instability can further decrease shear capacity and accelerate failure of beams via occurrence of web local buckling.

The above generated results were utilized to evaluate failure of beams under different limit states. Failure of the beam is said to occur when moment (or shear) capacity drops below applied bending moment (or shear force) or when mid-span deflection exceeds limiting deflection criterion. It is clear from Fig. 3b that "Beam 1" attains failure in flexural mode at about 14 min when the moment capacity drops below the applied moment due to loading (UDL). On the other hand, "Beam 2" fails in shear limiting state at 13 min, prior to onset flexural limiting state. It can be seen from Fig. 3d that runaway (large deflection) failure occurs at 17 and 14 min in Beams 1 and 2 due to significant degradation of stiffness resulting from temperatures in steel exceeding 550 °C. While "Beams 1" fails in flexural (moment) mode, "Beam 2" fails in shear limit state earlier to reaching deflection or flexural capacity limit states. Although the applied loading on these two beams resulted in similar bending moment, different loading pattern led to different shear response and failure modes. Thus, loading pattern can significantly affect the fire response of steel beams. Table 1 summarizes failure time in these beams. Additional studies based on different loading pattern can be found else were (Kodur and Naser 2013; Naser and Kodur 2017; Naser, 2016).

Please cite this paper as:

Kodur V.K.R., Naser M.Z. (2017). “Effect of Local Instability on Fire Response of Steel Beams.” PSU Research Review: An international Journal. Vol. 1, pp. 170-179. <https://doi.org/10.1108/PRR-05-2017-0025>

Table 1 Failure time of Beams 1 and 2

Beam	Loading	Failure time (min)			Failure mode
		Shear	Flexure	Deflection	
Beam 1	Uniformly distributed loading (UDL)	24	<b>14</b>	16	Flexure
Beam 2	Concentrated loading near supports + UDL	<b>13</b>	14	15	Shear

### Effect of web slenderness

Generally slenderness of web has significant influence on shear capacity of the beam. For optimum design, slenderness of web is much higher than that of flanges and hence web slenderness is a critical factor in determining shear capacity in a steel beam. The effect of web slenderness on shear capacity is studied by analyzing two fire exposed beams with varying web slenderness. “Beam 3” is a replicate of “Beam 2” shown above, but with thinner web thickness. These two beams (Beams 2 and 3) were subjected to ASTM E119 fire as well as gravity loading and were analyzed with the above developed model.

Both beams have similar flange slenderness ratio of 7.22, while web slenderness ratio for “Beam 2” and “Beam 3” are 59 and 100, respectively. To illustrate the effect of web slenderness on temperature rise, predicted temperature in the web of “Beam 2” and “Beam 3” are plotted in Fig. 4a as a function of fire exposure time. It can be seen that overall thermal response in “Beam 3” follows similar trend to that of “Beam 2” but temperature in web of “Beams 3” increases at a much faster pace due to slender web. Thus, faster degradation of strength and stiffness properties of web (and thus of beam) occurs in “Beam 3” as compared to that in “Beam 2”.

Please cite this paper as:

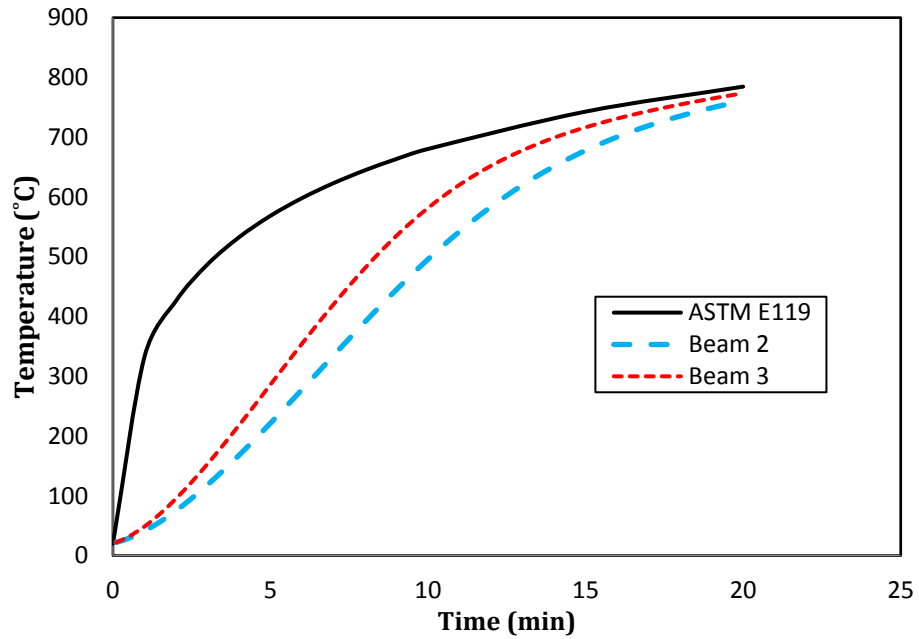
Kodur V.K.R., Naser M.Z. (2017). "Effect of Local Instability on Fire Response of Steel Beams." PSU Research Review: An international Journal. Vol. 1, pp. 170-179. <https://doi.org/10.1108/PRR-05-2017-0025>

Since both Beams 2 and 3 were subjected to applied shear loading of 40-50% of the capacity with minimum bending moment effects, these beams are likely to fail in shear. Thus, Fig. 4b only shows degradation of shear capacity as a function of fire exposure time. Since shear capacity is mainly governed by the size of the web, shear capacity at ambient conditions of "Beam 3" is much lower than that of "Beam 2" due to higher web slenderness (reduced web thickness). When exposed to fire, moment and shear capacity of Beams 2 and 3 start to degrade after about 8.5 and 4 min of fire exposure time, respectively. At this point, internal stress (due to applied loading) reaches reduced yield strength of steel, sectional instability occurs and also plastic deformation starts to accumulate. These deformations initiate sectional instability.

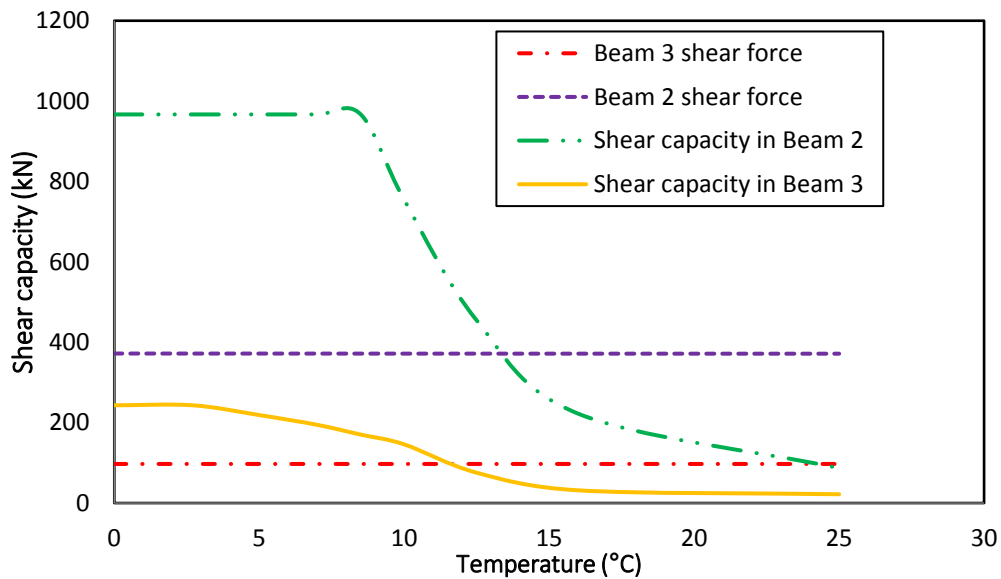
Figure 4c compares predicted mid-span deflection in Beams 2 and 3. In general, mid-span deflections are small in the initial stage of fire exposure and then increase gradually with fire exposure time. The deflections increase at a rapid pace towards final stage of exposure due to very high temperature in steel, and this lead to failure of beams. As expected "Beam 3", with higher web slenderness, undergo larger initial deflections as compared to that of "Beam 2".

Please cite this paper as:

Kodur V.K.R., Naser M.Z. (2017). "Effect of Local Instability on Fire Response of Steel Beams." PSU Research Review: An international Journal. Vol. 1, pp. 170-179. <https://doi.org/10.1108/PRR-05-2017-0025>



(a) Temperature in steel web of Beams 2 and 3

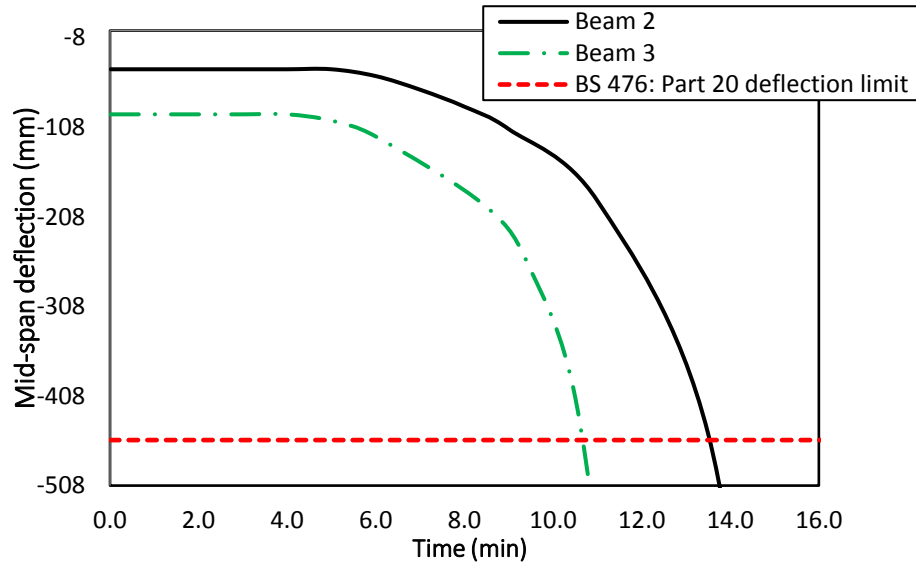


(b) Shear capacity degradation



Please cite this paper as:

Kodur V.K.R., Naser M.Z. (2017). “Effect of Local Instability on Fire Response of Steel Beams.” PSU Research Review: An international Journal. Vol. 1, pp. 170-179. <https://doi.org/10.1108/PRR-05-2017-0025>



(c) Mid-span deflection

Figure 4: Thermal and mechanical response of Beams 2 and 3 with fire exposure time

Beam 3 experiences failure through flexural and shear limit states at 12 and 11 min, respectively as compared to 14 and 13 min in Beam 2. Table 2 summarizes failure modes in these two beams analyzed with different web slenderness. These results clearly infer that web slenderness influences failure mode in fire exposed steel beams and can lead to shear failure prior to reaching flexural or deflection limit states.

Table 2 Failure in beams with different web slenderness

Beam	Web slenderness	Flange slenderness	Failure time (min)			Failure mode
			Shear	Flexure	Deflection	
Beam 1	59	7.22	<b>13</b>	14	15	Shear
Beam 3	75	7.22	<b>10</b>	12	10.5	Shear

Please cite this paper as:

Kodur V.K.R., Naser M.Z. (2017). "Effect of Local Instability on Fire Response of Steel Beams." PSU Research Review: An international Journal. Vol. 1, pp. 170-179. <https://doi.org/10.1108/PRR-05-2017-0025>

It should be noted that effect of different failure modes and corresponding failure times can be more apparent in fire insulated beams as discussed in Kodur and Naser (2013) and Naser and Kodur (2016) which have illustrated that a steel girder insulated with 1 hr fire rated insulation system will fail in 65 and 55 min due to flexural and shear effects, respectively. Therefore, accounting for shear effects can significantly alter failure times of girders in certain situations.

## **CONCLUSIONS**

Based on the results of the analysis presented herein, the following conclusions can be drawn

1. The developed finite element model is capable of predicting fire response of steel beams where flexural or shear effects dominate the behavior of steel beams.
2. In a fire exposed steel beam, sectional instabilities can occur in web due to shear parameters prior to that in flange due to flexural parameters under certain loading and sectional configurations.
3. In fire exposed steel beams with higher slender webs, shear capacity can degrade at a higher pace than that of moment capacity. In such beams, failure can occur in shear limit state rather than flexural or deflection limit states.

## **ACKNOWLEDGMENT**

This material is based upon the work supported by the National Science Foundation under Grant number CMMI-1068621 to Michigan State University. Any opinions, findings, and conclusions or recommendations expressed in this paper are those of the authors and do not necessarily reflect the views of the sponsors.

Please cite this paper as:

Kodur V.K.R., Naser M.Z. (2017). “Effect of Local Instability on Fire Response of Steel Beams.” *PSU Research Review: An international Journal*. Vol. 1, pp. 170-179. <https://doi.org/10.1108/PRR-05-2017-0025>

## REFERENCES

AISC (2010), “Specification for Structural Steel Buildings”, ANSI/AISC 360-10, American Institute of Steel Construction, Chicago, IL.

ANSYS. Finite element computer code. Version 14. Canonsburg (PA): ANSYS, Inc; 2011.

Aziz, E. and Kodur, V. (2013). “An approach for evaluating the residual strength of fire exposed bridge girders.” *Journal of Constructional Steel Research*, Vol. 88., pp. 34-42.

Basler, K., Yen, B. and Mueller, J., Thürlimann, B. (1960). “Web Buckling Tests on Welded Plate Girders.” *Welding Research Council Bulletin*, Vol. 64.

British Standard Institute. (1987). “BS 476: fire tests on building materials and structures, part 21: methods for determination of the fire resistance of load-bearing elements of construction.”

Dwaikat, M.M.S. and Kodur, V.K.R. (2011). “A performance based methodology for fire design of restrained steel beams.” *Journal of Constructional Steel Research*, Vol. 67., pp. 510-524.

European Committee for Standardization (2005). EN 1993-1-2: 2005 Eurocode 3: design of steel structures. Part 1.2 General rules—structural fire design. Brussels: CEN.

Garlock, M., Paya-Zaforteza, I., Kodur, V.K.R. and Gu, L. (2012). “Fire hazard in bridges: Review, assessment and repair strategies.” *Engineering Structures*, Vol.35., pp. 89-98.

Hall, W.J. (1954). “Shear deflection of wide flange steel beams in the plastic range.” *Wright Air Development Center*. Urbana, IL: University of Illinois.

Kodur, V.K.R. and Dwaikat, M.M.S. (2010). “Effect of high temperature creep on fire response of restrained steel beams.” *Journal of Materials and Structures*, Vol. 43., pp. 1327-1341.

Kodur, V.K.R. and Fike, R.S. (2009). “Guidelines for improving the standard fire resistance test specifications.” *Journal of ASTM International*, Vol. 6., pp. 1-16.

This is a preprint draft. The published article can be found at: <https://doi.org/10.1108/PRR-05-2017-0025>

Please cite this paper as:

Kodur V.K.R., Naser M.Z. (2017). "Effect of Local Instability on Fire Response of Steel Beams." *PSU Research Review: An international Journal*. Vol. 1, pp. 170-179. <https://doi.org/10.1108/PRR-05-2017-0025>

Kodur V.K.R. and Naser M.Z. (2013). "Effect of Shear on Fire Response of Steel Beams." *Journal of Constructional Steel Research*, Vol. 97., pp. 48–58.

Kodur V.K.R., Naser M.Z. (2015). "Effect of Local Instability on Capacity of Steel Beams Exposed to Fire." *Journal of Constructional Steel Research*, Vol. 111, pp. 31-42.

Naser, M. Z. 2016. *Response of Steel and Composite Beams Subjected to Combined Shear and Fire Loading*, PhD thesis, Michigan State University, East Lansing, US.

Naser M.Z., Kodur V.K.R. (2016). "Factors Governing onset of Local Instabilities in Fire Exposed Steel Beams." *Journal of Thin-Walled Structures*, Vol. 98, pp. 48-57.

Naser M.Z., Kodur V.K.R. (2017). "Comparative Fire Behavior of Composite Girders under Flexural and Shear Loading." *Journal of Thin-Walled Structures*. Accepted.